

HOLY CHILD COLLEGE OF DAVAO  
ONLINE ENROLLMENT V1  
Created by: MICHAEL G. DELOS SANTOS

STUDENT ENROLLMENT MANUAL  
(FOR NEW STUDENTS)

# LOGIN MODULE

Go to your web browser, type the url: <http://oev1.holychild.edu.ph>. You will be redirected to the login page.

## **IMPORTANT NOTE:**

***If you are a new student and did not participate on the pre enrollment registration, click Register and follow the steps after.***



HCCD - OEV1

Welcome to Your  
Dashboard


Please sign in





Username

Password

After clicking the Register button, you will be redirected to this page

Registration Form

New Student Entry 

LRN #	Address
<input type="text"/>	<input type="text"/>
Last Name	Email
<input type="text"/>	<input type="text"/>
First Name	Birthdate
<input type="text"/>	<input type="text"/>
Middle Name	Select Campus
<input type="text"/>	PLEASE SELECT 
Ext Name	Select Grade Level
<input type="text"/>	PLEASE SELECT 
Select Gender	Select Status
MALE 	PLEASE SELECT 

Upload Requirements

REQUIREMENT	UPLOAD
Report Card / Form 138	Upload File <input type="button" value="Choose File"/> No file chosen

Notes:

- If the student is incoming Pre Kinder 1 and 2, it will not required LRN, but Senior Kinder up to Grade 12, LRN is required to complete the registration.
- After completing the registration, your username and password will be generated. For students **without LRN, your username is your email and password is your lastname (all small caps with no spaces), for students with LRN, your username and password is your LRN.**
- Click Back to Index to login and enroll.